



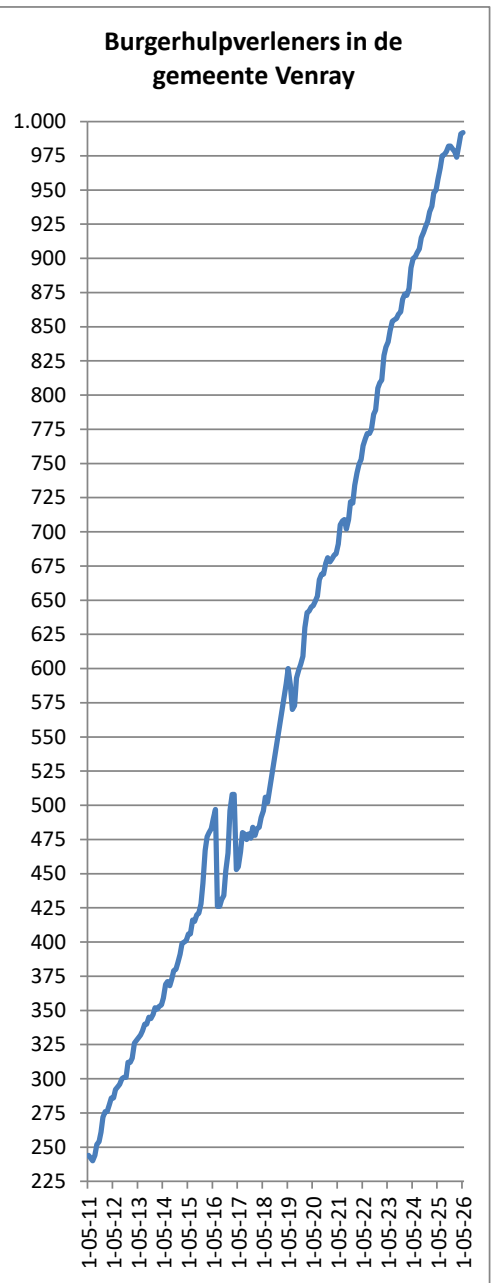
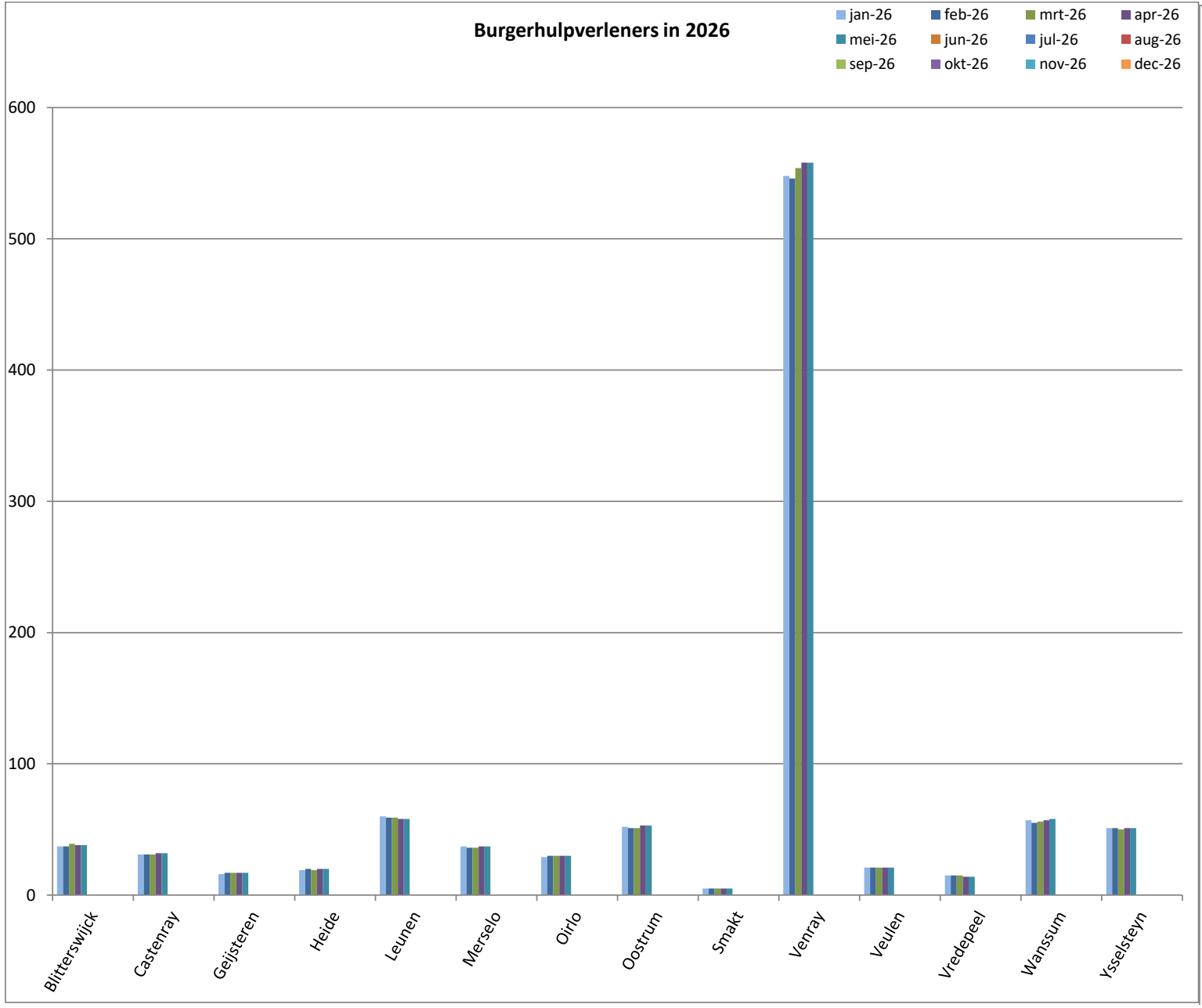
Burgerhulpverleners vs inwoners in 2026

per 1ste v/d mnd

gestegen
gelijk gebleven
gedaald

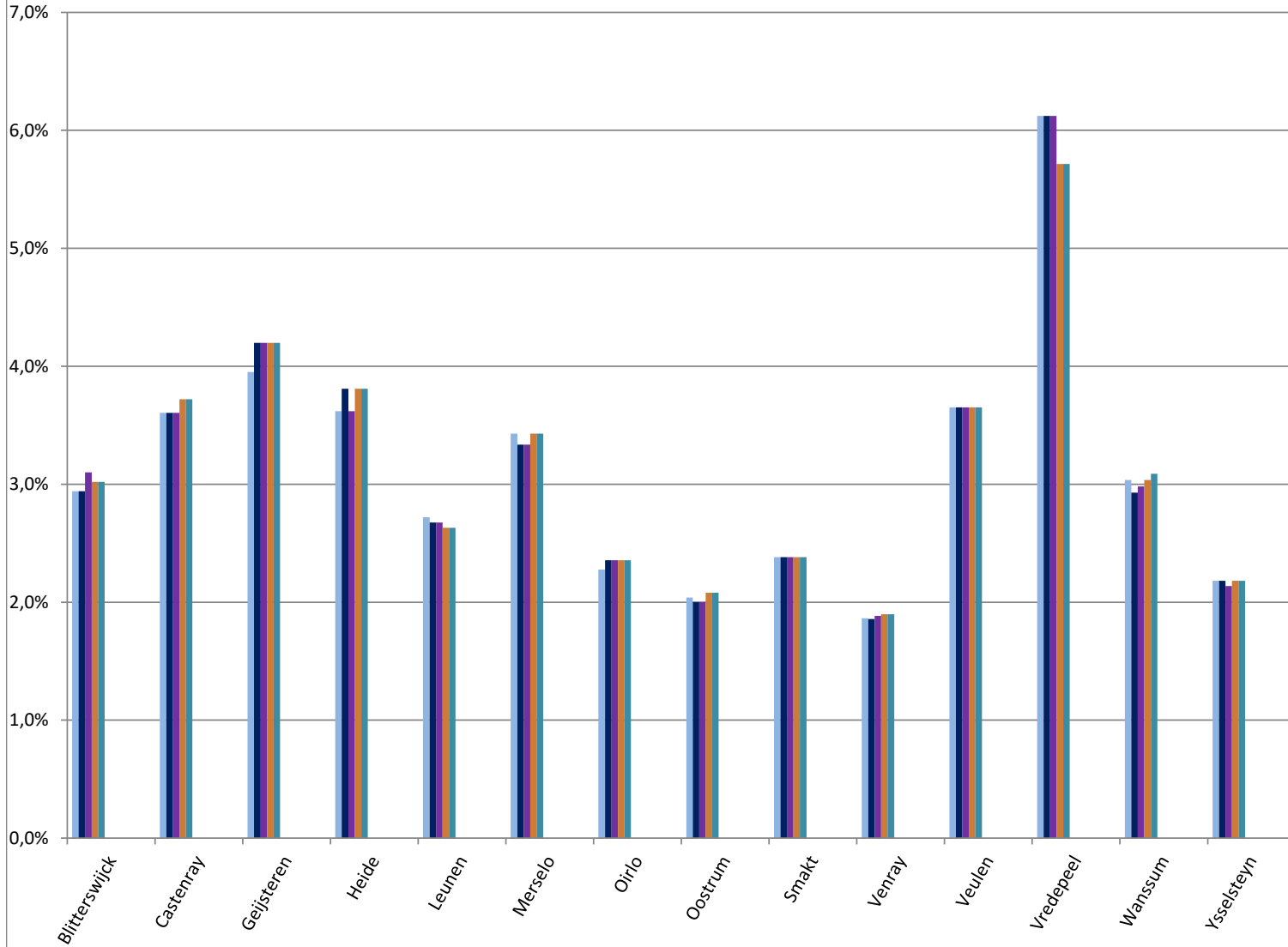
(Per 31-1-2025)	inwoners	jan-26		feb-26		mrt-26		apr-26		mei-26		jun-26	jul-26	aug-26	sep-26	okt-26	nov-26	dec-26
Totaal	44.807	978	2,18%	974	2,17%	983	2,19%	991	2,21%	992	2,21%							
Blitterswijck	1.258	37	2,94%	37	2,94%	39	3,10%	38	3,02%	38	3,02%							
Castenray	860	31	3,60%	31	3,60%	31	3,60%	32	3,72%	32	3,72%							
Geijsteren	405	16	3,95%	17	4,20%	17	4,20%	17	4,20%	17	4,20%							
Heide	525	19	3,62%	20	3,81%	19	3,62%	20	3,81%	20	3,81%							
Leunen	2.205	60	2,72%	59	2,68%	59	2,68%	58	2,63%	58	2,63%							
Merselo	1.079	37	3,43%	36	3,34%	36	3,34%	37	3,43%	37	3,43%							
Oirlo	1.274	29	2,28%	30	2,35%	30	2,35%	30	2,35%	30	2,35%							
Oostrum	2.549	52	2,04%	51	2,00%	51	2,00%	53	2,08%	53	2,08%							
Smakt	210	5	2,38%	5	2,38%	5	2,38%	5	2,38%	5	2,38%							
Venray	29.405	548	1,86%	546	1,86%	554	1,88%	558	1,90%	558	1,90%							
Veulen	575	21	3,65%	21	3,65%	21	3,65%	21	3,65%	21	3,65%							
Vredepeel	245	15	6,12%	15	6,12%	15	6,12%	14	5,71%	14	5,71%							
Wanssum	1.878	57	3,04%	55	2,93%	56	2,98%	57	3,04%	58	3,09%							
Ysselsteyn	2.339	51	2,18%	51	2,18%	50	2,14%	51	2,18%	51	2,18%							

Wijken in Venray	inwoners	jan-26		feb-26		mrt-26		apr-26		mei-26		jun-26	jul-26	aug-26	sep-26	okt-26	nov-26	dec-26
Antoniusveld	1.995	40	2,01%	39	1,95%	39	1,95%	40	2,01%	40	2,01%							
Brabander	2.570	67	2,61%	67	2,61%	65	2,53%	66	2,57%	65	2,53%							
Brukske	4.820	55	1,14%	55	1,14%	56	1,16%	58	1,20%	57	1,18%							
Centrum	2.325	40	1,72%	40	1,72%	42	1,81%	42	1,81%	42	1,81%							
Landweert	5.965	134	2,25%	136	2,28%	139	2,33%	139	2,33%	142	2,38%							
Oost	2.535	55	2,17%	53	2,09%	54	2,13%	53	2,09%	53	2,09%							
Smakterheide	1.060	16	1,51%	16	1,51%	16	1,51%	16	1,51%	16	1,51%							
Veltum	3.780	69	1,83%	69	1,83%	70	1,85%	70	1,85%	70	1,85%							
Vlakwater	885	34	3,84%	34	3,84%	35	3,95%	36	4,07%	35	3,95%							
West	3.470	38	1,10%	37	1,07%	38	1,10%	38	1,10%	38	1,10%							



Burgerhulpverleners vs inwoners in 2026

- jan-26 feb-26 mrt-26 apr-26
- mei-26 jun-26 jul-26 aug-26
- sep-26 okt-26 nov-26 dec-26



Burgerhulpverleners vs inwoners in de gemeente Venray

